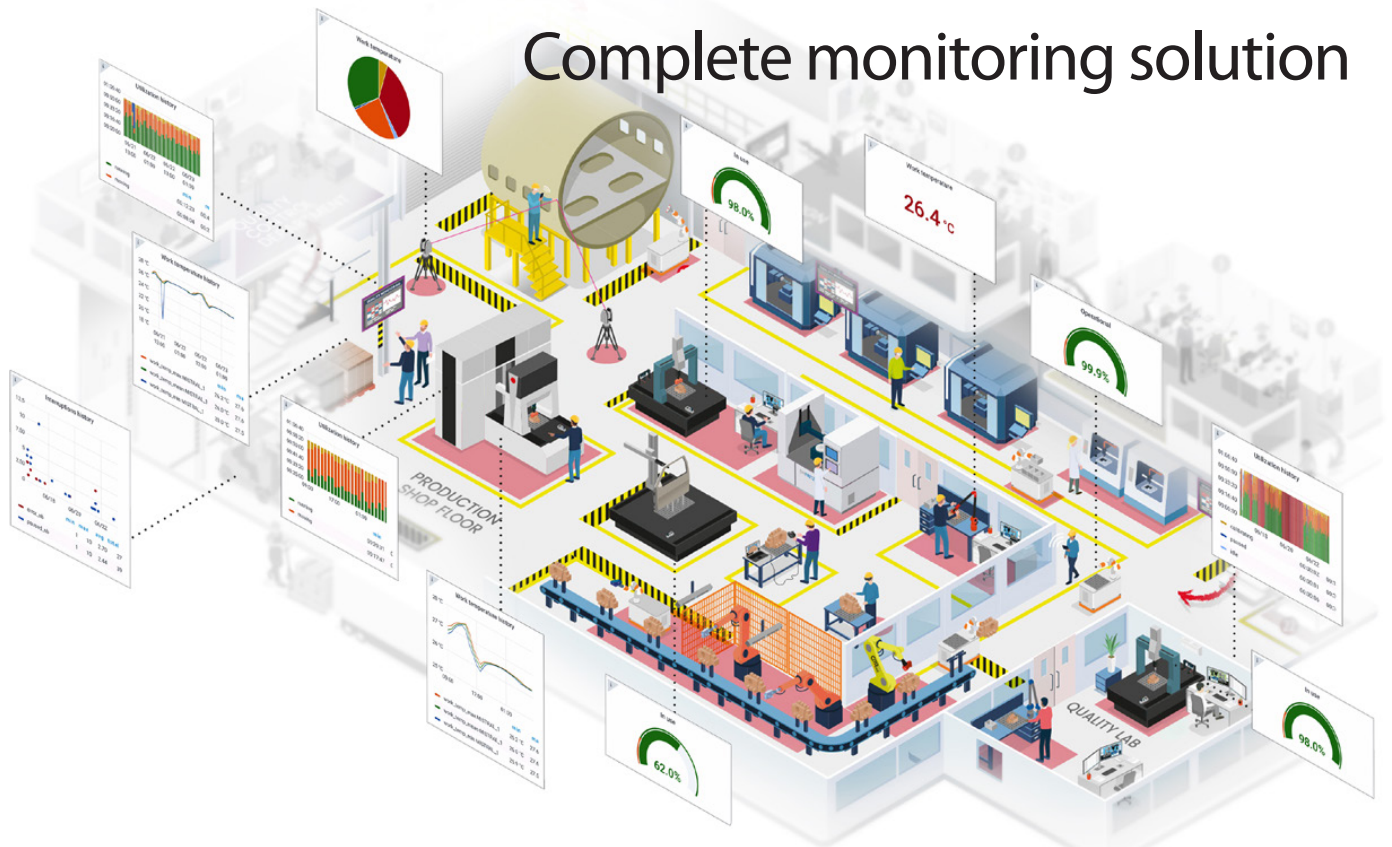


X⁴ i-Monitor

Complete monitoring solution



Monitor the performance and occupation rate of all your in-production measuring machines driven by Metrolog X4 any devices at any location and available anywhere, anytime

The X4 i-Monitor solution is a web based application designed especially to provide you all the information you need, in a centralized location, accessible from any web browser and for all your live machine access.

This very pragmatic approach provides you some OEE (Overall Equipment Effectiveness) without having you to rely on a complex integration.

As part of its universal approach and desire to improve productivity, Metrologic Group has created this streamlined application to monitor all your 3D metrology devices (including CMM, portable devices, robots, etc) and equipment utilization ratio. As part of some of the functionalities of the Metrolog X4 solution, you can benefit from a seamless implementation that will provide you all your equipment's status and metrics in a real-time format, on an easy to read and understandable dashboard.





Insightful

Get all information on your machine utilization, occupation rate and performance indicators.



Simple

Hassle-free setup. A simple internet access and function enablement is required.



Secured

Secured data transfer and full privacy is guaranteed.



Realtime

Live machine status tracking and historical data available 24h/D a week.



Anywhere

Accessible on any web browser from Metrologic extranet account. Compatible with any systems.



Scalable

Monitor easily 1 device to 1000 devices with the same ease.

Compatible with any devices

As a function of Metrolog X4 Suite, this functionality is available on more than 120 devices already connectable to Metrolog X4 today.



• Keep control of your machine utilization in real-time.



• Plan your workload based on equipment usage history.



• Keep track of all your equipment utilization with live view and historical details.



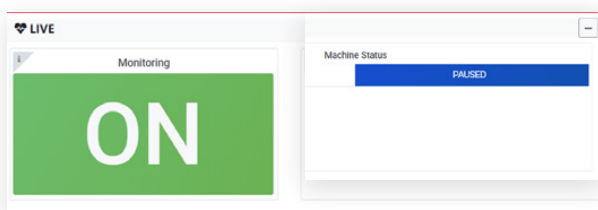
• Detect potential failures and process optimization.



• Monitor all of your main machine's status on a single full synthetic dashboard.

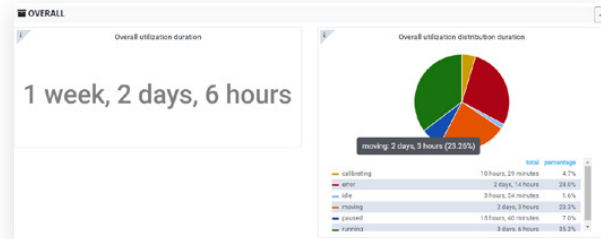


• Trouble shoot detect and act.



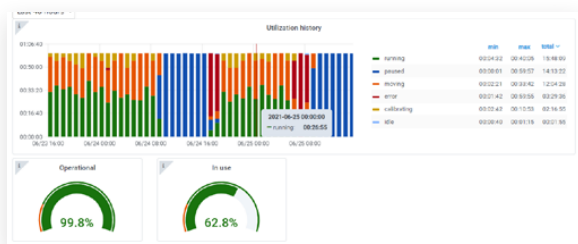
Live status

• Real time Live monitoring and machine status display



Overall usage

• Overall machine utilization metrics
• Detailed machine status distribution



Last period analysis

• Track-history detail machine status on last time period
• Simple and smart performance indicators
• Occupation rate metrics
• Track waste of time in your machine utilization



... and more

• Advanced module under option:
> Current in-use probe
> Measuring Program work-in progress follow-up
> Work and part temperature live tracking
> Temperature history

Possible tailor-made monitoring solution

If you need an additional specific metric in Monitoring, Metrologic Group will do it for you. Contact your Metrologic Group Sales representative for more information.

Metrologic Group

Worldwide Headquarters
26 av. Jean Kuntzmann - Campus Pré-Mayen
38330 Montbonnot-Saint-Martin
Phone: +33 476 043 030
Email: metrologic@metrologic.group

To learn more about our products and services,
visit www.metrologic.group

